

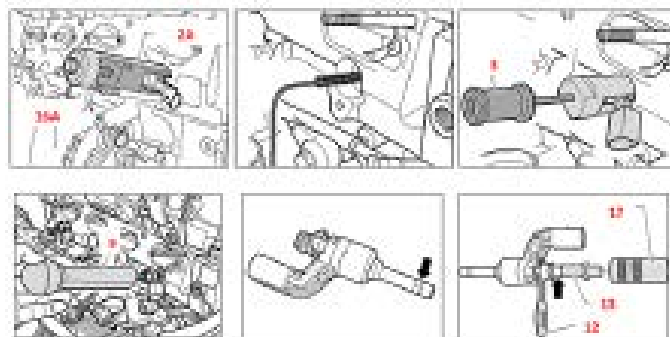
## June 2017

### INJECTOR / COMBUSTION CHAMBER SEAL TOOL SET AUDI/ VW ET0017A



**ET0017A**  
**\$298**  
+ GST

ITEM NO.	COMPONENTS	OEM Ref.
1	Double jaw puller	T100141
2A	Pin	T100135a
3	Sliding hammer	T100140
4	Brush	T100149
5	Assembly cone	T100145
6	Assembly sleeve	T100146
7	Calibration sleeve	T100147
8	Calibration sleeve	T100148
9	Injector installer	T100149
10	Adapter	T100149
11	Key	T100141
12	Retaining plate	T100142
13	Ignored tool	T100143
14	Calibration sleeve	T100144
15	Pin	T100145
16A	Removal tool	T100135a
17	Calibration sleeve	T100147
18A	Sleeve	T100148
19	Pin Audi A3 2013 +, Golf 2013 +, Octavia 2013 +, Lotus 2013 + 4-cyl. Injection engine (1.4 l) direct injection engine, turbocharged 4-cyl. Injection engine (1.3 l) direct injection engine, turbocharged Removal of high pressure injectors	T100149
20/21	Pin	T100135b



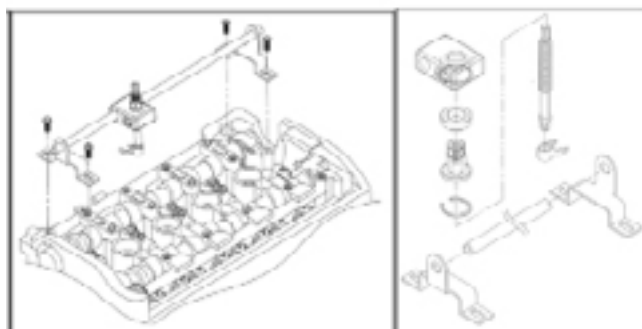
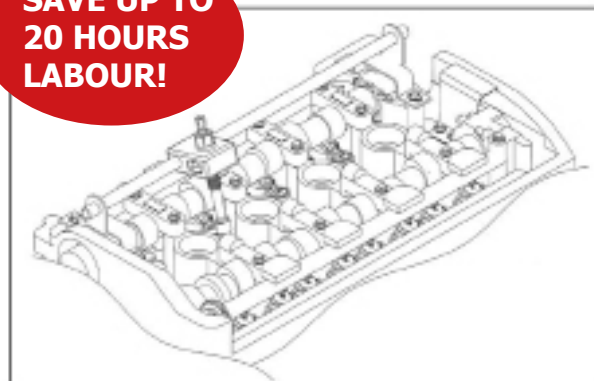
For the removal and installation of high pressure injectors and installing the combustion chamber seal. The only tool on the market designed to remove and install FSI fuel injectors.  
OEM Ref: T10133C

### VALVE STEM SEAL TOOL SET - BMW (N62 & N62 - TU) ET0095



**ET0095**  
**\$698**  
+ GST

**SAVE UP TO  
20 HOURS  
LABOUR!**



Replace the stem seal valves without removing the intake or the exhaust cams with this fantastic repair kit.

#### APPLICATIONS:

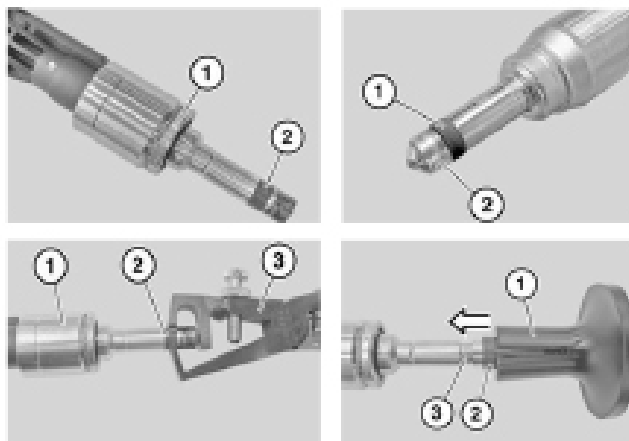
- 2000 - 2005 BMW 745i & iL (E65 & E66),
- 2006 - 2008 BMW 745i & iL (E65 & E66)
- 2004 - 2006 BMW X5 4.4i/4.8is (E53),
- 2007 - 2010 BMW X5 4.8i (E70)
- 2004 - 2005 BMW 545i (E60),
- 2006 - 2010 BMW 550i (E60 & E61)
- 2004 - 2005 BMW 645Ci (E63 & E64)
- 2006 - 2010 BMW 650i (E63 & E64)

## June 2017

### FUEL INJECTOR SEAL INSTALLER / REMOVER BMW ET0085



**ET0085**  
**\$225**  
+ GST





Specially Designed for removing and installing the injector seals.

Applications:  
BMW N13/ N14 / N18 / N20 / N26 / N43 / N53 / N54 / N55 / N63 / N74 / S55 / S63 / B38 / B48

### VACUUM PUMP SEALING COVER REMOVER/INSTALLER SET - BMW (N53/N54) ET0094





**ET0094**  
**\$345**  
+ GST



Secure B0094-1 with torx/screw  
B0094-4 with sleeve

Secure special tool B0094-2 against falling down.



Push both special tool B0094-2 by hand on sealing cover.  
Screw in special tool B0094-4 and press

Screw in new sealing cap (1) with special tools B0094-2 and B0094-3 until both seal is locking.

No.		OEM No.
1	Plate	0495729
2	Plate	0495730
3	Spindle	0495751
4	Spindle	0495752
5	Screw: PH10 (M5H)	0495733
6	Screw: PH12 incl. sleeve (M5H)	0495734
7	Plate	0495735
8	Bush	0495704
9	Holder	118290
10	Holder	118650

For the removal and installation of sealing cap of vacuum pump.

Applications: BMW (N53/N54)  
OEM Ref: 118 530, 110290, 118650